

Pflichtfiguren Age 12 (2017 – 2021)

106 STRAIGHT BALLET LEG

1.6


From a **Back Layout Position**, one leg is raised straight to a **Ballet Leg Position**. The *Ballet Leg* is lowered.



301 BARRACUDA

1.9

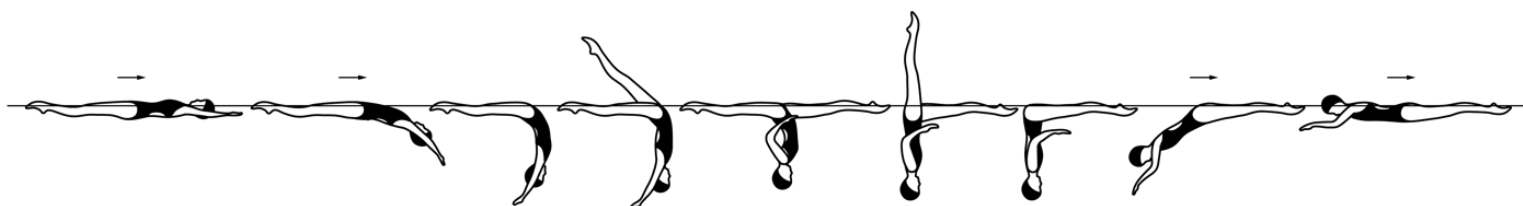
From a **Back Layout Position**, the legs are raised to vertical as the body is submerged to a **Back Pike Position** with the toes just under the surface. A *Thrust* is executed to **Vertical Position**. A *Vertical Descent* is executed at the same tempo as the *Thrust*.



420 WALKOVER BACK

1.9


With the head leading a *Dolphin* is initiated. The hips, legs and feet continue to move along the surface as the back is arched more to assume a **Surface Arch Position**. One leg is lifted in a 180° arc over the surface to a **Split Position**. A *Walkout Back* is executed



327 BALLERINA

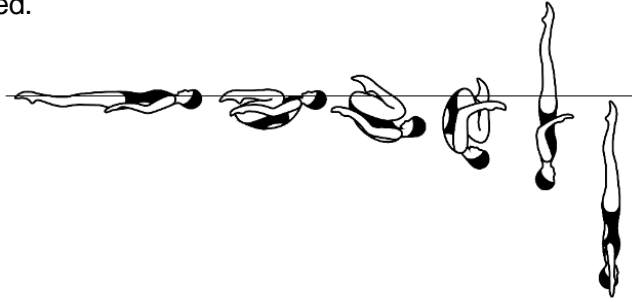
1.8

From a **Front Layout Position** a Somersault Front Pike is executed to a **Submerged Ballet Leg Double Position**. One knee is bent to assume a **Submerged Flamingo Position**. Maintaining this position, the body rises to a **Surface Flamingo Position**. The ballet leg is lowered in a 90° arc to the surface as the other leg moves to assume a **Bent Knee Position**. The toe moves along the inside of the extended leg until a **Back Layout Position** is assumed.




311 KIP**1.6**


From a **Back Layout Position**, a partial Somersault Back Tuck is executed until the shins are perpendicular to the surface. The trunk unrolls as the legs are straightened to assume a **Vertical Position** midway between the former vertical line through the hips and the former vertical line through the head and the shins. A *Vertical Descent* is executed.

**401 SWORDFISH****2.0**

From a **Front Layout Position**, a **Bent Knee Position** is assumed. The back arches more as the extended leg is lifted in a 180° arc over the surface to assume a **Bent Knee Surface Arch Position**. The bent knee is straightened to assume a **Surface Arch Position**, and with continuous motion, an *Arch to Back Layout Finish Action* is executed.

**226 SWAN****2.1**

A Nova is executed to the **Bent Knee Surface Arch Position**. The bent leg straightens to assume a **Knight Position**. The body rotates 180° to assume a **Fishtail Position**. The vertical leg is lowered to the surface to meet the opposite leg in a **Front Pike Position** and with continuous movement the body straightens to a **Front Layout Position**. The head surfaces at the point occupied by the hips at the beginning of this action.

**363 WATERDROP****1.5**

From a **Front Layout Position**, a *Front Pike Position* is assumed. The legs are lifted simultaneously to a **Bent Knee Vertical Position**. A 180° Spin is executed as the bent knee is extended to a **Vertical Position** before the ankles reach the surface of the water.

